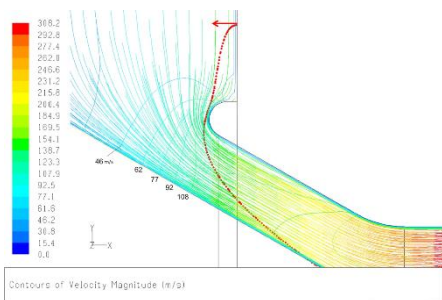
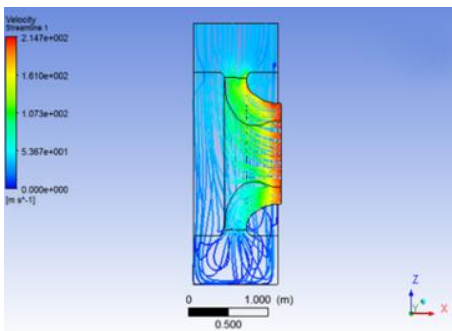

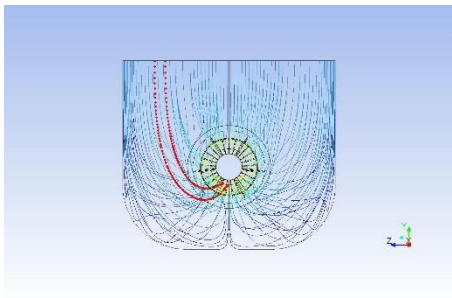


# OUR CFD CALCULATION PROCESS



Analysis of construction.  
Build up of the geometric model  
of the given area

Editing of the geometric model,  
definition of boundary conditions

Mesh creation

Input of the calculation parameters and  
values of the boundary conditions

Calculation process

Analysis and assessment  
of results

## CONTACT



Turbotect Ltd.  
Badstrasse 15  
5401 Baden / Switzerland

Phone:  
E-Mail:  
Website:

+41 (0) 56 200 50 20  
sales@turbotect.com  
www.turbotect.com

